



Zerto Analytics: Gain Complete Visibility and Control

Insight-driven data analytics for a new era of data protection

As IT infrastructures become more complex and demands for performance rise, companies require visibility and control over protected IT environments. Visibility of your entire IT infrastructure (both on-premises or cloud) is imperative to monitor, analyze and plan your environment and resource requirements to ensure zero interruptions. To have confidence that business Service level Agreements (SLAs) are met, you need not only visibility and insights to address existing issues, but also to be able to plan for your future data protection needs.

Zerto Analytics delivers these capabilities through a single interface and one user experience for a comprehensive overview of your entire multi-site, multi-cloud environment. Utilizing metrics such as average recovery point objective (RPO), network performance, and storage consumption, Zerto Analytics delivers real-time and historical insights on the health and protection status of your applications and data. Through Intelligent dashboards you can spot trends, identify anomalies, and troubleshoot issues in network, RPO, and other business SLAs. With these insights, you can eliminate inefficiencies and allocate resources effectively to mitigate data loss, reduce downtime and take control of your data.

With Resource Planner, you can ensure your data protection needs are met as your IT environment grows and diversifies. Use the Resource Planner to monitor and perform analysis of your protected environment to determine the required compute, storage and networking resources for any or all virtual machines (VMs) within your environment, both on-premises or in the cloud. Build out your data protection strategy with 'what-if' scenario modeling to plan for VM protection across clouds or on-premises, or to transition from on-premises to cloud, or to protect additional VMs within your environment.

KEY HIGHLIGHTS

Ease of Use

Nothing to install. No setup of configuration required

Complete Visibility

View your entire multi-site, multi-cloud environment

Built-In

Analytics is built in with intelligent dashboards, analysis, and reports. No additional licensing or charges

Plan Ahead

Plan and forecast your compute, networking and storage needs for your data protection strategy

Key Capabilities



Complete Site Visibility

Monitor your entire protected environment, including both on-premise and cloud sites, all in one intuitive dashboard from any device.



Real time & Historical Analysis

Combining real-time information with up to 90-day historical data, Zerto Analytics helps you build predictive analysis, drill down to identify areas of concern, and determine exactly what is needed to improve overall efficiency.



Performance Dashboards & Reports

Using intelligent dashboards and live reports, you can identify areas of concern such as average recovery point objective (RPO), network performance, and storage consumption to continue meeting SLAs and drive continual service improvement.



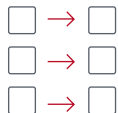
Mobile & Easy to Use

Zerto Analytics is built in to the platform and goes to work as soon as it is enabled. There is no setup or configuration required. It integrates seamlessly with existing infrastructure without effort and resources from IT teams. View your analytics across any of your mobile devices.



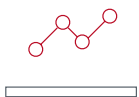
SaaS Delivery & Continuous Innovation

Via a SaaS-based model, Zerto continues to deliver reports and capabilities for new insights designed to help you or your Cloud Service Provider (CSPs) ensure complete data protection and solve for IT transformation challenges.



Resource Planning

Monitor, Analyze and Plan for efficient compute, storage and networking resources across your protected environment. “What-if” scenario modeling allows for optimal planning of a VM protection strategy for your data, whether on-premises or in the cloud.



Cloud Service Provider (CSP) Insights

CSPs can utilize Zerto Organization (ZORG) filters, to view and pull analytics for any customer. CSPs can populate portals with custom content to ensure that end user SLAs are being met.

How it Works

The Zerto Virtual Manager (ZVM) sends protected site data once every minute to allow customers to monitor protection in real time. The data is compressed and throttled to minimize bandwidth consumption. All communication that occurs between the ZVM and the Zerto Analytics servers is secured using HTTPS TLS1.2 encryption. The following diagram describes the secure architecture of Zerto Analytics.



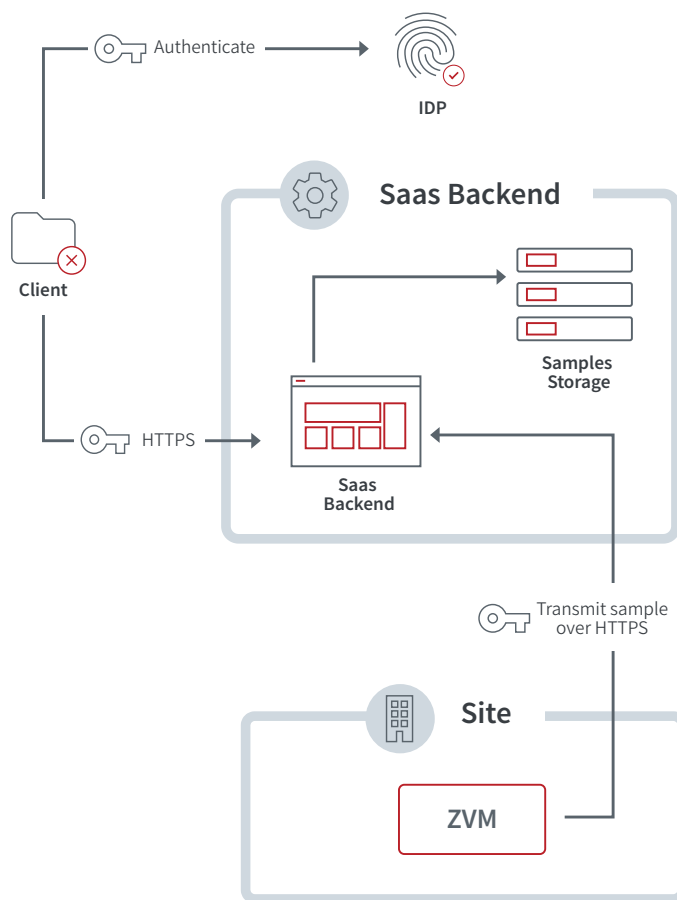
[DOWNLOAD ANALYTICS WHITEPAPER](#)

Enabling Zerto Analytics

Customers that have upgraded to Zerto Virtual Replication 5.0 or higher and have a valid maintenance and support contract have access to the platform. To enable Zerto Analytics, follow these steps:

1. In the Zerto Virtual Manager, go to Settings > About and check “Enable Online Services and Zerto Mobile”
2. Go to the myZerto portal at zerto.com/myzerto and log in using your credentials
3. Click on the Analytics option from the top navigation bar
4. Begin monitoring environment health across all protected on-premises and cloud sites in one intelligent dashboard

Learn more about [Zerto Analytics](#).



Data Transmission Diagram

About Zerto

Zerto helps customers accelerate IT transformation by eliminating the risk and complexity of modernization and cloud adoption. By replacing multiple legacy solutions with a single IT Resilience Platform, Zerto is changing the way disaster recovery, data protection and cloud are managed. With enterprise scale, Zerto’s software platform delivers continuous availability for an always-on customer experience while simplifying workload mobility to protect, recover and move applications freely across hybrid and multi-clouds. www.zerto.com

Copyright 2019 Zerto. All information may be subject to change.